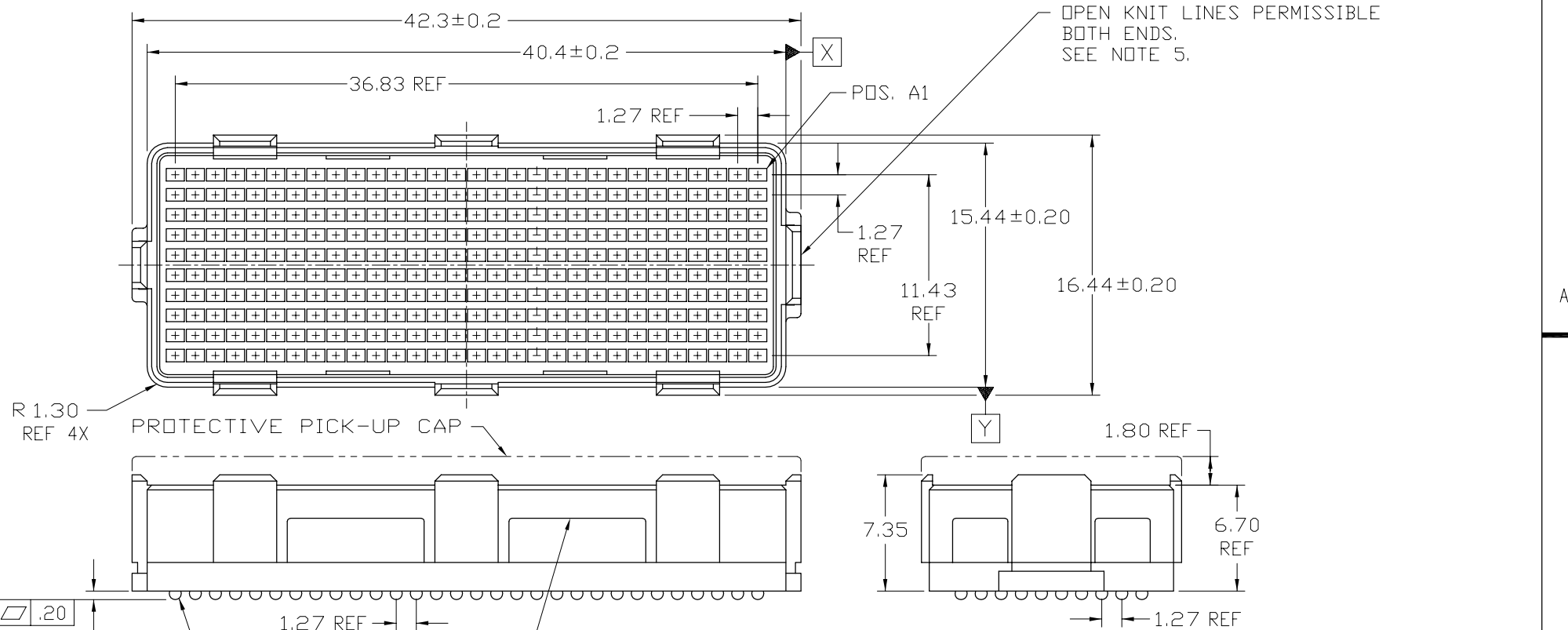


PRODUCT NUMBER	PICK-UP CAP	CONTACT PLATING	SOLDER BALL
84553-001	YES	15u" (.38um) Au OVER Ni	SnPb
84553-001LF			SnAgCu LEAD FREE (6)(7)
84553-101	YES	30u" (.76um) Au OVER Ni	SnPb
84553-101LF			SnAgCu LEAD FREE (6)(7)
84553-201	YES	SEE NOTE 4	SnPb
84553-201LF			SnAgCu LEAD FREE (6)(7)



Ø0.760 SOLDER BALLS
NOTE 2

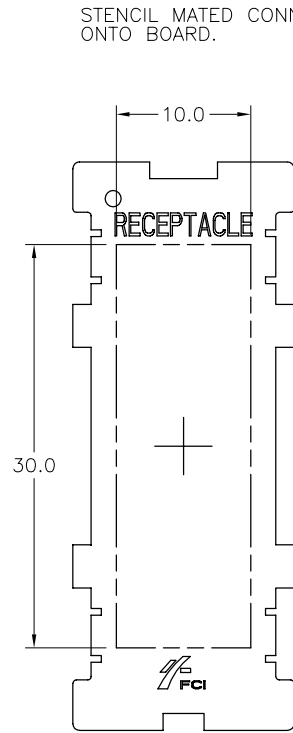
⊕ ⌀.30 X Y

mat'l. code	SEE NOTE 1.	surface	ASME Y14.5 ✓	tolerance	ASME Y14.5	projection	product family	MEG-ARRAY
l/r	ec'n no	dr	date	tolerances unless otherwise specified		⊕	title	8.0mm RECPT. ASSY.
A	V10246	DRW	12.19.01	angles	XX ±.13	MM	10x30= 300 POS.	
B	V20932	DRW	5.21.02	flatness	XXX +.051	scale 3:1	dwg no	sheet 1 of 4
	V20961			0° ±2'			84553	size A4
C	V03-0681	DAI	06/20/03	dr	D. WAUGHEN	2.23.00	FCI	type
D	V04-0940	VS	10/18/04	engr	W. SPINK	2.23.00		CUSTOMER Drawing
E	V06-0560	LP	2006/07/1	chr	W. SPINK	2.23.00		
				appd	W. SPINK	2.23.00		
sheet index	revision sheet	E	E	E	E			
		1	2	3	4			

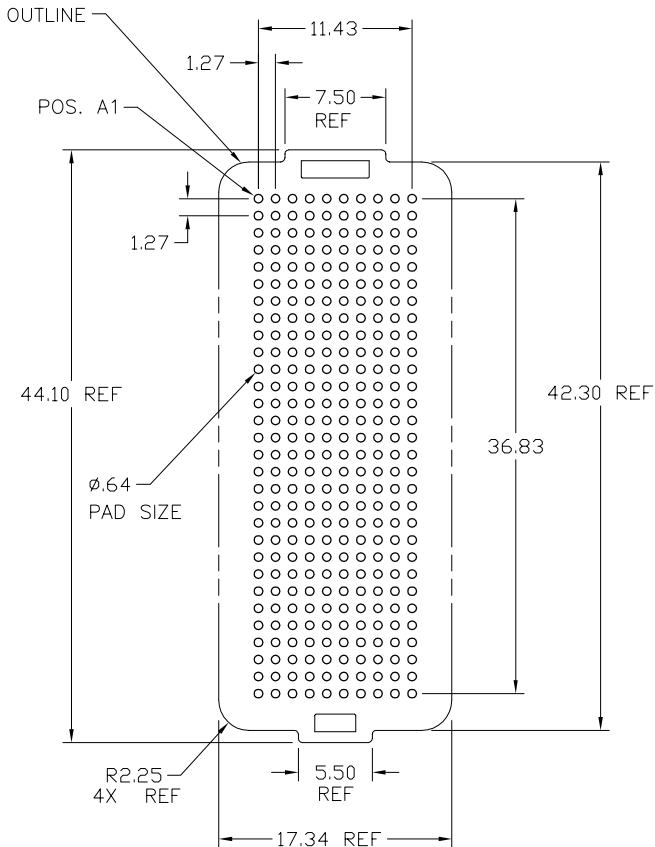
NOTES:

1. **MAT'L**
HOUSING: LCP
CONTACT: COPPER ALLOY

PLATING
CONTACT: (SEE TABLE ON SHEET1)
SOLDER BALL: (SEE TABLE ON SHEET1)
EUTECTIC SnPb OR LEAD FREE
95.5Sn/4Ag/0.5Cu
2. SOLDER BALLS WILL NOT BE PERFECT SPHERICAL SHAPE DUE TO REFLOW ATTACHMENT.
3. MATED HEIGHT EFFECTED BY CUSTOMER'S PCB PAD SIZE, PLATING, SOLDER REFLOW PROFILE, & SOLDER PASTE.
4. PLATING FOR -2XX SERIES DASH NOS: Au OVER Ni WITH SPECIAL CONTACT GEOMETRY TO MEET REQUIREMENTS OF TELCORDIA GR-1217-CORE: CENTRAL OFFICE ENVIRONMENT.
5. **KNIT LINE:** SLIGHT VISIBLE MARKS (USUALLY A LINE) INDICATING THE DIRECTION AND MEETING POINT OF PLASTIC RESIN FLOW FRONTS TRAVELING AROUND ANY OBSTRUCTIONS TO THE RESIN FLOW VIA THE REQUIRED MOLD TOOLING.
6. FOR PROPER APPLICATION FOLLOW FCI APPLICATION SPECIFICATION GS-20-033 LEAD FREE SOLDER BALLS WILL NOT SOLDER PROPERLY IN A LEADED SOLDER PROCESS DUE TO A HIGHER REFLOW TEMPERATURE. LEAD FREE PRODUCT IS THEREFORE NOT BACKWARDS COMPATIBLE WITH LEADED OR SOME SOLDERING APPLICATIONS. REFERENCE FCI APPLICATION SPECIFICATION
7. THIS PRODUCT MEETS EUROPEAN UNION DIRECTIVES AND OTHER COUNTRY REGULATIONS AS DESCRIBED IN GS-22-008 PRODUCT MEETING THIS DIRECTIVE IS IDENTIFIED IN THE LOT CODE NUMBER MARKED ON EACH PART BY HAVING AN "X" IN THE SEVENTH CHARACTER POSITION

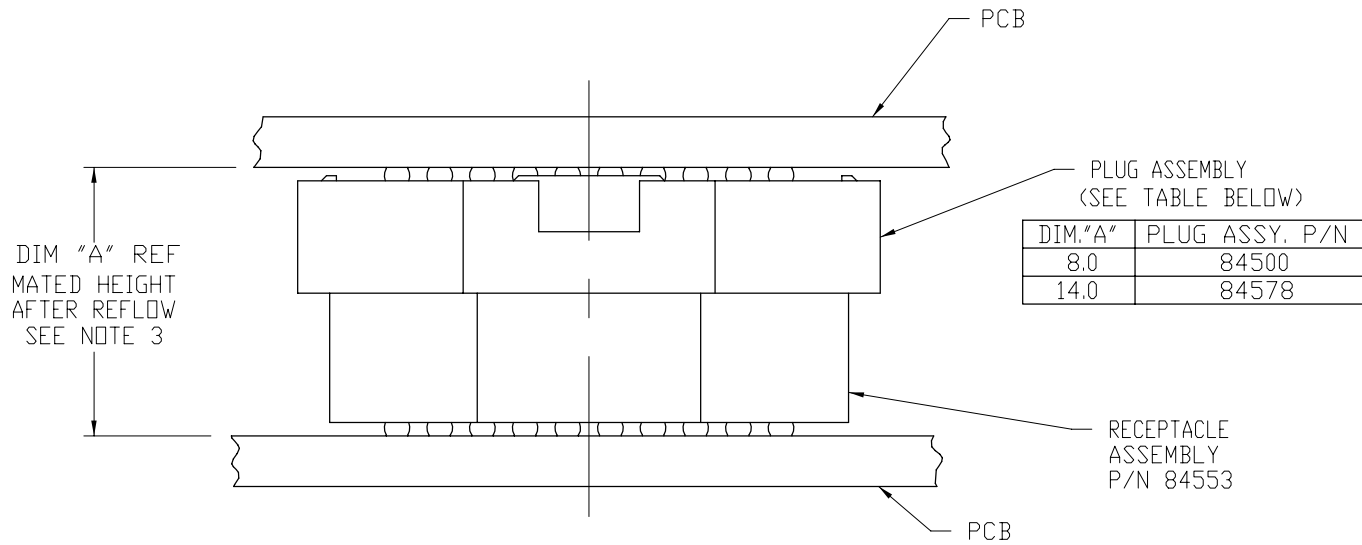


FLAT AREA FOR PICK UP CAP



BOARD PATTERN

mat'l code SEE NOTE 1.		surface ASME Y14.5 ✓		tolerance ASME Y14.5		projection ⊕		product family MEG-ARRAY		
ltr	ecr no	dr	date	tolerances unless otherwise specified						
E				angles	linear	X *3 XX *13 XXX *051		title 8.0mm RECPT. ASSY. 10x30= 300 POS.		
				0° ±2'		scale 2:1		dwg no sheet 2 of 4 size A4		
				dr	D. WAUGHEN	2.23.00			84553	
				enr	W. SPINK	2.23.00			CUSTOMER Drawing	
				chr	W. SPINK	2.23.00				
				appd	W. SPINK	2.23.00				
sheet index	revision sheet									



DIM."A"	PLUG ASSY. P/N
8.0	84500
14.0	84578

MATED HEIGHT AFTER REFLOW IS BASED ON Ø.64mm PAD (METAL-DEFINED) AND .13mm SOLDER PASTE STENCIL THICKNESS. SEE NOTE 3.
END VIEW - MATED CONNECTORS

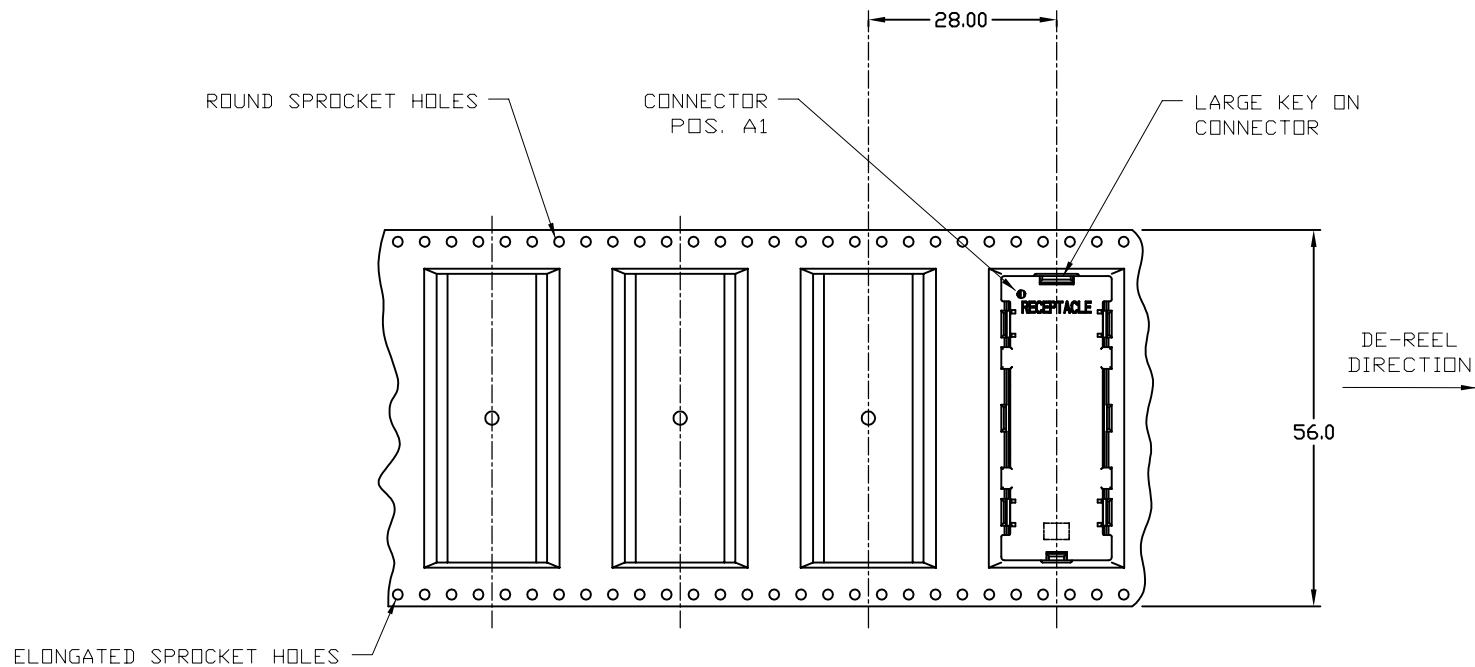
A

A

B

B

mat'l code SEE NOTE 1.		surface ASME Y14.5 ✓		tolerance ASME Y14.5		projection 		product family MEG-ARRAY				
ltr	ecr no	dr	date	tolerances unless otherwise specified				title				
E				angles	time for	.X *3		8.0mm RECPT. ASSY. 10x30= 300 POS.				
						XX *13						
				0° ±2'		XXX *051						
				dr	D. WAUGHEN	2.23.00			dwg no		sheet 3 of 4	size
				enfr	W. SPINK	2.23.00			84553		A4	
				chr	W. SPINK	2.23.00			type		CUSTOMER Drawing	
				appd	W. SPINK	2.23.00						
sheet index	revision sheet											



TAPE & REEL PACKAGING
PER EIA 481-3

mat'l. code SEE NOTE 1.		surface ASME Y14.5 ✓	tolerance ASME Y14.5	projection 	product family MEG-ARRAY
ltr	ecr no	dr	date	tolerances unless otherwise specified	title
E				angles X ±3 XX ±13 0° ±2'	8.0mm RECPT. ASSY. 10x30= 300 POS.
				linear XXX ±0.01	scale 1:1
		dr	D. WAUGHEN	2.23.00	dwg no 84553 type CUSTOMER Drawing
		enr	w. SPINK	2.23.00	
		chr	w. SPINK	2.23.00	
		appd	w. SPINK	2.23.00	
sheet index	revision sheet				